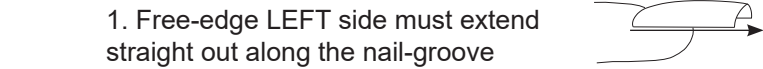



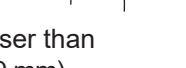







Tammy Taylor "Competition" Scoring Sheet:

Sculptured acrylic nail categories and tips with overlays, will be judged from this Spec Sheet only. Each nail receives 1 pt. if area of nail being judged is exactly like the Spec Sheet or 0 if it is not. (Score of 100 is possible) Your time will break a tie.



Competition Sheet
Total's

1. Free-edge LEFT side must extend straight out along the nail-groove 
2. Free-edge RIGHT side must extend straight out along the nail-groove 
3. Tip of free-edge is shaped as square-oval 
4. Product at cuticle skin must be no closer than 1/32nd of an inch (0.03125 inches or 0.79 mm) 
5. Surface should be natural looking, smooth and shiny 
6. C-Curve: Look down the barrel of the nail, the C-Curve should be 40% of a circle 
7. Thickness of C-Curve: Look down the barrel of the nail, free-edge tip is no thicker than 1/32nd of an inch (0.03125 inches or 0.79 mm) 
8. Contour: Top of nail from a side view, must have a thin cuticle area, a thicker stress area, and taper to a thin free-edge of 1/32 of an inch (0.03125 inches or 0.79 mm) 
9. Length of free-edge is same length as nail-body (in practice, free-edge will usually be longer than nail-body) 
10. Width of free-edge is same width as nail-body 

	Pinky Right	Ring Right	Middle Right	Index Right	Thumb Right	Thumb Left	Index Left	Middle Left	Ring Left	Pinky Left	
1											
2											
3											
4											
5											
6											
7											
8											
9											
10											

T.T.N. Official Score Sheet
www.TammyTaylorNails.com
2001 E. Deere Ave., Santa Ana, CA. 92705
(800) 93-TAMMY - (949) 250-9287

CONTESTANT # _____ TIME: _____ CATEGORY: Sculptured Tips w/Overlays GRAND TOTAL _____