

## 2 Different Ways To Do a French Manicure

"The simpler standard French Manicure uses a more Sheer Pink on the Nail-Bed, but... when you want to do a French Manicure with a Darker or more Opaque Pink on the Nail-Bed, the process is a little more intricate, but it looks great and it is worth perfecting."



**How To Do a French Manicure with a Darker or more Opaque Pink on the Nail-Bed:**

**Secret: Let each coat of Polish Dry between coats**

1. Apply your Tammy Taylor Base coat and let dry 30 seconds.
2. Polish the entire Nail with your favorite Tammy Taylor PINK Polish let dry 60 seconds (so your polish is dry to the touch, which makes it easier when you apply your White Polish).



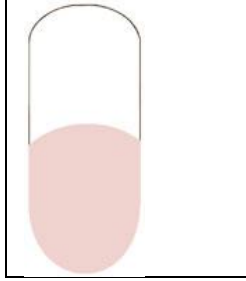
Tammy Taylor  
CEO, Tammy Taylor Nails

	<p>3. Polish the Free Edge of your Nail with Tammy Taylor California French White and let dry 30-60 seconds (this will help eliminate polish from smearing).</p>		<p>4. Apply Tammy Taylor Z-COAT (Non-Yellowing Top Coat) as the final coat, over the entire nail.</p>
---	--	--	---

**How To Do a standard French Manicure using a more Sheer Pink:**

**Secret: Let each coat of Polish Dry between coats**

1. Apply your Tammy Taylor Base coat and let dry 30 seconds.
2. Polish the Free-Edge of your Nail with Tammy Taylor California French White and let dry 30-60 seconds (this will help eliminate polish from smearing).
3. Polish the entire Nail with your favorite Tammy Taylor SHEER Polish let dry 30 seconds.
4. Apply Tammy Taylor "Z-Coat" Non-Yellowing Top Coat



**Tip:** Apply a fresh coat of your Tammy Taylor "Z-Coat" every 3-days, to **keep your Tammy Taylor "French Manicure" - Chip-free, Shiny and Perfect.**



**O'Palease**

**California  
French Pink**

**Bubbles**

**California  
French White**

**Z-Coat**

**Milky  
Base Coat**

**Your Tammy Taylor "Choose your PINK- French Manicure" Kit Contains:**

- **Tammy Taylor "Milky Base Coat"**  
(DBP Free - Toluene Free - Formaldehyde Free Formula)
- **"California French White" Nail Colour (Polish)**  
(DBP Free - Toluene Free - Formaldehyde Free Formula)
- **Tammy Taylor (SHEER or PINK) Nail Colour (Polish)**

(Choose from 3 Different Colours)

**Choose One:**

**California French Pink Nail Colour (Polish) a Sheer**

**O'Palease Nail Colour (Polish) a Sheer with Opalescent**

**Bubbles Nail Colour (Polish) an Opaque Pink**

(DBP Free - Toluene Free - Formaldehyde Free Formula)

- **"Z-Coat" Non-Yellowing Top Coat**  
(DBP Free - Formaldehyde Free Formula)

**Let's Go Shopping**

**f Share This Page On FaceBook**

**Send this page to a friend**