

Keep your Natural Nails Long, Healthy and Shiny

"Some of my favorite products I like to carry with me. We all love to have Beautiful Nails and this Fabulous "Carry along Nail Kit" is small and very convenient to use and when we have our Nail products with us at all times, it is "so easy" to take care of our Nails.

Tammy Taylor

How To: Keep your Natural Nails Long, Healthy and Shiny. 3-STEPS

1. File off any Snags or Rough Edges, with a Tammy Taylor **Natural Nail Shaper File** or a Tammy Taylor **Clean Finish Buffer**.
- "Picking or Playing with your nails weakens them."
2. Apply Tammy Taylor **Conditioning Cuticle Oil** "daily" to cuticle area; this nourishes the nail and softens cuticles.
- "You will be amazed at the difference in just a couple of days."
3. Apply a "**Clear**" Tammy Taylor **Top Coat Polish** every 3-4 days.
- "This keeps your Polish Shiny and Fresh Looking, like a brand new Manicure."



"Make sure to check out my Brand New "Miracle Manicure Base Coat"; you can extend the life of your manicure by 75% or more."

"Your Tammy Taylor Miracle Manicure Kit will do 30 to 60 Manicures"



- Kit 1 - Miracle Manicure
Tammy Taylor Starter kit
Enough for 30 to 60 manicures

Includes:

- Tammy Taylor
- Miracle Manicure Base Coat (.45 oz.)
- Nail Colour (Polish) - Choice of Color (.45 oz.)
- Super Dry Top Coat (.45 oz.)
- Buff-It (Nail Buffer)








- Kit 2 - Miracle Manicure
Tammy Taylor "Miracle Manicure"
Starter Kit with Lamp
Enough for 30 to 60 manicures

Includes:

- 36-Watt UV Lamp
- Tammy Taylor
- Miracle Manicure Base Coat (.45 oz.)
- Nail Colour (Polish) - Choice of Color (.45 oz.)
- Super Dry Top Coat (.45 oz.)
- Buff-It (Nail Buffer)

Get Your Tammy Taylor "**Miracle Manicure**" Kit Today

A percentage of proceeds from every bottle of Tammy Taylor Miracle Manicure Base Coat will go to charities that help children in need.

 "Click Here"	Video: How To: Tammy Taylor Miracle Manicure Full Demo with Refresh Demo	 "Click Here"	Video: How To: Tammy Taylor Miracle Manicure Short Demo
 "Click Here"	PDF file for Directions (Printable)	 "Click Here"	PDF file for Questions and Answers
 "Click Here"	Tammy Taylor Artwork		

 [Share This Page On FaceBook](#)

[Send this page to a friend](#)