



Page 1	<u>Odor Control in the Salon</u>
Page 2	<u>Tammy Taylor Odor-Free Trash Can Cover</u>
Page 3	<u>Tammy Taylor Towelette's</u>
Page 4	<u>Tammy Taylor Dappen Dish</u>
Page 5-6	<u>Exhaust System</u>

Odor Control in the Salon:



"Fumes? What fumes?"



Q: How can I prevent the build-up of odor in my salon?

A: You can eliminate most odors with just a few small changes, as most odors come from:

- * Towel for wiping brush "about" 30%
- * Trash can "about" 55%
- * Your dappen dish "about" 10%
- * Open containers and misc. "about" 5%

Remedy...

Materials Needed:

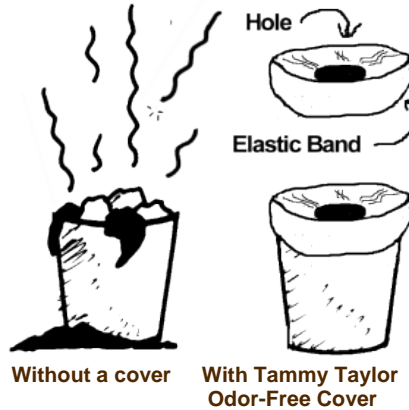
1. Tammy Taylor "Odor-Free Trash Can Cover"
2. Tammy Taylor "Towelette's"
3. Tammy Taylor "Dappen Dish" (for your Liquid)

**Order Today: Call your Educator (800) 93-TAMMY or... (949) 250-9287 or...
Email us at: AskTammy@TammyTaylorNails.com**



Tammy Taylor Odor-Free Trash Cover:



One of the top priorities in any Salon has to be controlling Odors. We have an excellent cover for any shape of waste basket. It is similar to a shower cap, except that it has a 4 inch hole in the center which stays open for you to put trash into, without moving a lid which causes air-flow, and creates odors.



The cover is a type of umbrella material, with an elastic band sewn into the hem, which causes it to stay snug to any shape of trash basket. After you put cover on, just push the center down a little, which will cause the odors inside to be contained.

Try it, and you will agree too, that it really works, and very efficiently.

The "natural air flow" in any Salon will circulate odors, so it is very important that you keep waste in your odor-free containers. Try this and smell the difference - *it really works!*



Start your Salon with a Tammy Taylor Odor-Free Trash Can Cover for your trash container. This can help eliminate about 55% of the odors.

The odor-free trash container cover came about because, at Tammy Taylor Nails, we actually do nails, and we try to help the whole beauty industry to work more efficiently. And... since odors are a big part of the business, this odor-free cover was invented, at Tammy Taylor Nails, in September of 1994.

The engineering behind the odor-free cover idea turns out to be pretty basic. Odors always take the path of least resistance. Thus, after you have thrown a Towelette or other debris into the trash can, through the opening in the odor-free cover, the odors then travel up the side of your trash container and then are caught around the top of the cover.

Since the odors travel upward, and they do not move on their own accord, the odors cannot travel downward from the top and over to the center hole (*hole is lower than the top edge*) to come out. Thus, the cover only needs to be depressed in the center very slightly to contain the odors. And... the cover has no moving parts to cause air movement.

Any trash containers that have lids that move, will cause air flow. Since movement causes air-flow, the odor comes back into the air of the Salon.

Whereas, Tammy's "Odor-Free Trash Can Cover" helps eliminate odors at their starting point, the trash can.


**Order Today: Call your Educator (800) 93-TAMMY or... (949) 250-9287 or...
Email us at: AskTammy@TammyTaylorNails.com**



Tammy Taylor Towelette's Odor Control in the Salon:

The first odor control was invented right after we started having workshops and classes at Beauty Schools. Tammy would cut up a special brand of paper towel to wipe her brush on. Too many schools would use the brown paper towels from their bathrooms. This type of paper not only does not clean your brush, it makes a mess.

Another big problem was wiping the brush on regular hand & face wiping towels. Not only did the acrylic stick to the towels, but... the odors stayed inside the building.



Start using Tammy Taylor Towelette's to wipe your brush on. This can help eliminate about 30% of the odors.

When your Towelette gets wet with liquid after finishing a few nails, put soiled Towelette in trash container with the T.T. Odor-Free Cover, along with any cotton used to remove polish. You can also use the Towelette's to remove polish.

There needed to be a "disposable" Towelette, that could be readily thrown away. So... we started cutting paper towel material into 4" x 4" and in 5"x5" squares.

Finally, we decided to cut and to package the Towelette's, for the Nail Tech's that did not have the time to cut their own Towelette's.

After perfecting, the type of paper Tammy wanted to clean her brushes with, we started getting Towelette's pre-cut and packaged. Then we offered the **Tammy Taylor Towelette's** to the Nail Tech's for use in their Salons.



Can help remove about 30% of odors

Now you have 2 odor-controllers: Trash Can Cover & Towelette's.

**Order Today: Call your Educator (800) 93-TAMMY or... (949) 250-9287 or...
Email us at: AskTammy@TammyTaylorNails.com**




Tammy Taylor "Ceramic" Dappen Dish Odor Control in the Salon:

Tammy Taylor "Ceramic" Dappen Dish for your Liquid:

Then we worked on the **Dappen Dish** for the Liquid. Something heavy enough not to tip over, easy to clean with T.T. Polish Remover or T.T. Acetone, and of a particular "color" to easily see



when your Liquid is contaminated. The "**Black**" color allows the Technician to see when the "liquid" is getting "cloudy".



Can help remove about 10% of odors

Keeping your Liquid in the Tammy Taylor "Ceramic" Dappen Dish helps to control about 10% of the odor.


Now you have 3 odor-controllers: Trash Can Cover, Towelette's & Dappen Dish.

Order Today: Call your Educator (800) 93-TAMMY or... (949) 250-9287 or...
Email us at: AskTammy@TammyTaylorNails.com



Exhaust System Odor Control in the Salon:

External Exhaust or Vacuum System:



Also, read note below about "VACUUM not needed"

This **Vacuum** system should remove most of the odors, from your Beauty Salon.

The "funnels" could be installed above every Nail Station.

Although the funnel would be most effective when close to the source of the odor; it would still work on most of the odors, even 2 to 4 feet above the Station Table.

You can even add an external vacuum system to vent the air, to really help exhaust odors.

The main idea is to have some type of funnel or umbrella style odor catcher, to gather the "odors" as the odors "rise" upwards.

Once the odors travel inside the funnel area, the outside air at the exhaust end of the tube will create a slight draft, causing a mild sucking action to expel the odors outside of your Salon.

Although a "vacuum" type of system would work the best, a vacuum system is **"not"** a necessity.

"VACUUM not needed": As long as the outside "exhaust" vent end is exposed to good air-flow; the air-flow from outside will create a suction, to suck unwanted odors outside.

NOTE: The good thing about an exhaust unit: The exhaust will draw the odors, rather than blowing the odors around in your Salon; as when using fans.

When you use a fan inside of the Salon, the acrylic can dry too fast; and you will lose consistency.

**Order Today: Call your Educator (800) 93-TAMMY or... (949) 250-9287 or...
Email us at: AskTammy@TammyTaylorNails.com**

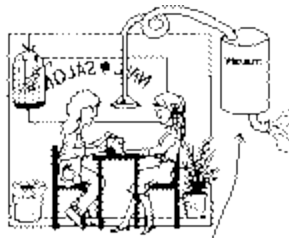


External Exhaust or Vacuum System, cont...

Note on Suction Vents on Station Tables: Do not spend the extra money for a Table that has a "suction vent" to control odors. These suction vents on the table **Do "Not" Work.**

Why you might ask: Because "odors" will naturally RISE; thus if the suction vent had a strong enough suction, the suction vent would also suck your hands and even your Clients hands down to the table. Whoops... and no work would be done.

Also note: It is normal to put down a clean table towel for each Client; thus the table towel will cover the suction vent; thus turning the suction vent into just an irritating noise, and using up costly electricity. **And...** It is better to use some type of "exhaust" unit, to direct the odors to the outside of your Salon.



Side note on "Top" vented tables:



The table-top "downward" venting does "not" work in controlling odor. Please do not pay extra for this convenience.

Venting Action:

The venting action of the "top" vented tables **suck "downward"**, while **odors "rise"** naturally upwards. Wouldn't you agree, this "downward" sucking action contradicts the normal "upward" drifting of odors? It doesn't seem to make any sense, does it?

What does work?

As in the picture above the "Vacuum" system does work, and this makes sense as the venting action is above your table and catches or collects the odors as they rise upward, and then the odors can be exhausted, and even be directed to the outside air.



Now you have 4 odor-controllers: Trash Can Cover, Towelette's, Dappen Dish & external vacuum system. You are ready to go.

**Order Today: Call your Educator (800) 93-TAMMY or... (949) 250-9287 or...
Email us at: AskTammy@TammyTaylorNails.com**